

Civic Involvement

- [Giving](#)
- [Voting](#)

Civic Involvement - Giving Index

[Civic Involvement Index](#) | [Life in Hamilton County - Table of Contents](#) | [Home](#)

[Per Capita of MSA Giving to United Way](#)

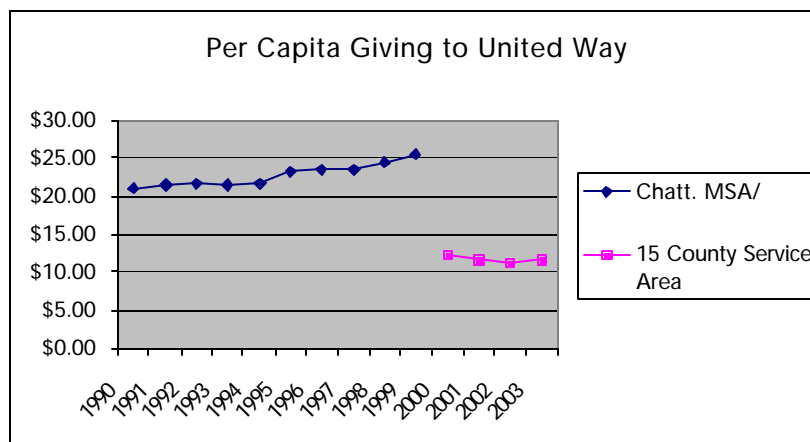
[Percent of MSA Population Giving to United Way](#)

[Referrals Made by the Volunteer Center](#)

Civic Involvement – Giving Indicator - Per Capita of MSA Giving to United Way

Trend	Between 2000 and 2003, per Capita giving to the United Way decreased by 6.6%. Figures prior to 2000 are not comparable as the service area expanded from the five-county MSA to 15 counties. In addition, prior to 2000, the total amount raised included the United Way endowment.
Comparisons	In 2003, the United Way campaign raised \$9.6 million. According to the U.S. Census an estimated 830,925 people lived in the 15 county United Way service area.
Discussion	MSA: Metropolitan Statistical Area. The Chattanooga MSA is comprised of Hamilton and Marion Counties in Tennessee, and Walker, Dade, and Catoosa Counties in Georgia. In 2000, the United Way expanded its service area to include the following additional counties: Jackson (AL), Dekalb (AL), Bledsoe (TN), Bradley (TN), Grundy (TN), Marion (TN), McMinn (TN), Meigs (TN), Polk (TN), Rhea (TN), and Sequatchie (TN). As an organization that raises funds for 51 different nonprofit organizations, giving to United Way is an indicator of overall charitable giving in the community.

Year	Chatt MSA/	15 County Area
1990	\$21.12	
1991	\$21.49	
1992	\$21.71	
1993	\$21.58	
1994	\$21.73	
1995	\$23.21	
1996	\$23.42	
1997	\$23.47	
1998	\$24.50	
1999	\$25.53	
2000		\$12.36
2001		\$11.51
2002		\$11.17
2003		\$11.55

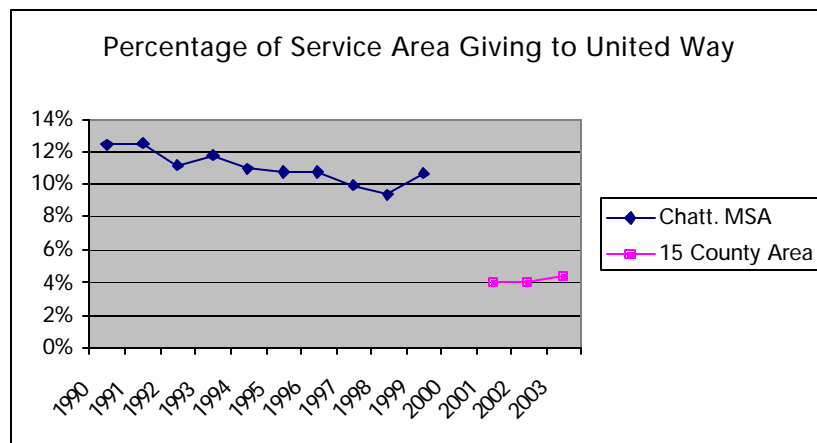


Source: United Way

Indicator - Percentage of MSA/Service Area Population Giving to United Way

Trend	The percentage of the 15-county service area giving to United Way increased slightly in 2003, from 4.0% to 4.4%. Figures prior to 2001 are not comparable as the service area expanded from the five-county MSA to 15 counties.
Comparisons	In 2003, the United Way campaign raised \$9.6 million. A total of 36,959 people pledged United Way contributions in the 2003 campaign.
Discussion	<p>MSA: Metropolitan Statistical Area. The Chattanooga MSA is comprised of Hamilton and Marion Counties in Tennessee, and Walker, Dade, and Catoosa Counties in Georgia. In 2000, the United Way expanded its service area to include the following additional counties: Jackson (AL), Dekalb (AL), Whitfield (GA), Gordon (GA), Murray (GA), Sequatchie (TN), McMinn (TN), Warren (TN), Grundy (TN), and Polk (TN).</p> <p>As an organization which raises funds for 51 different nonprofit organizations, giving to United Way is an indicator of overall charitable giving in the community.</p>

Year	Chatt/ MSA	15 County Area
1990	12.4%	
1991	12.5%	
1992	11.2%	
1993	11.8%	
1994	11.0%	
1995	10.8%	
1996	10.8%	
1997	9.9%	
1998	9.4%	
1999	10.7%	
2000		NA
2001		4.0%
2002		4.0%
2003		4.4%

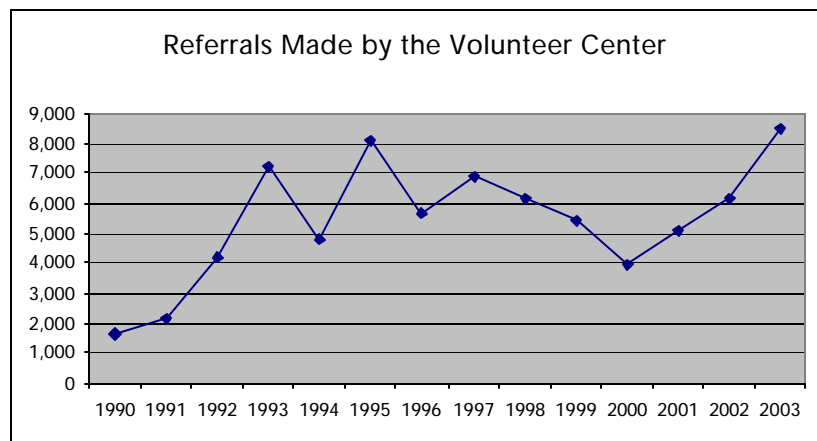


Source: United Way

Indicator - Referrals Made by the Volunteer Center

Trend	Since the year 2000, referrals have increased 116%.
Comparisons	In 1997, Huntsville placed 7,000 volunteers, Savannah placed 1,600, and Baton Rouge placed 1,392 individuals (plus some groups).
Discussion	<p>Referrals made by the Volunteer Center are an indicator of giving of time and effort in the county.</p> <p>In 2003, agencies accepting referrals from the Volunteer Center report (based on an hourly rate of \$16.54) volunteers contributed \$562,360 worth of work.</p>

Year	Hamilton County
1990	1,662
1991	2,142
1992	4,177
1993	7,268
1994	4,836
1995	8,118
1996	5,660
1997	6,927
1998	6,187
1999	5,426
2000	3,938
2001	5,112
2002	6,159
2003	8,500



Source: The Volunteer Center

Civic Involvement - Voting Index

[Civic Involvement Index](#) | [Life in Hamilton County - Table of Contents](#) | [Home](#)

[Percentage of Voting Age Population Registered to Vote](#)

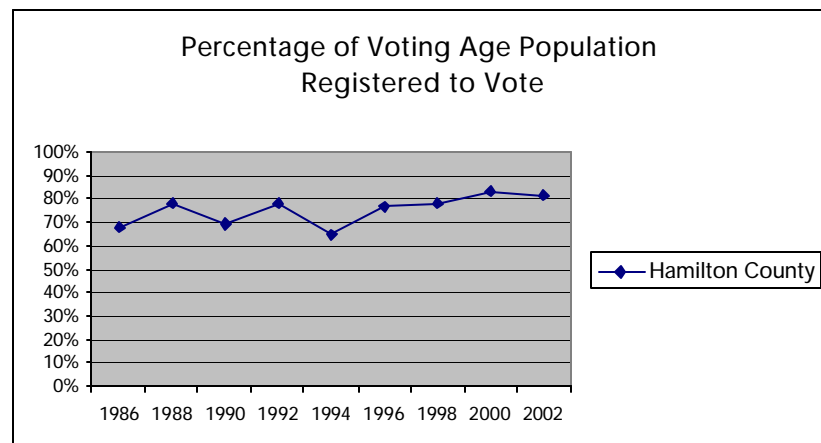
[Percentage of Registered Voters Who Voted in General Elections](#)

Civic Involvement - Voting

Indicator - Percentage of Voting Age Population Registered to Vote

Trend	During both the presidential election cycles and the off-year election cycles, the percentage of the voting age population registered to vote has increased by 6.7 and 3.5 percentage points respectively since the last elections.
Comparisons	According to the Tennessee Department of State, as of December 2002, 3,454,527 (82.4%) of those eligible had registered to vote in the state.
Discussion	State gubernatorial general elections were held in 1990, 1994, 1998 and 2002. Presidential general elections were held in 1988, 1992, 1996, and 2000. The number of registered voters is measured when the roll closes before an election.

Year	Hamilton County
1986	68.1%
1988	78.1%
1990	69.0%
1992	77.8%
1994	65.1%
1996	76.3%
1998	78.0%
2000	83.0%
2002	81.5%

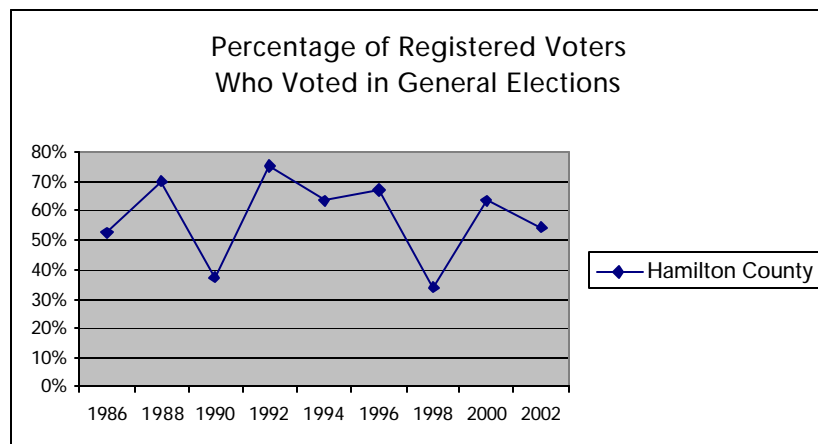


Source: Hamilton County Election Commission

Indicator - Percentage of Registered Voters Who Voted in General Elections

Trend	Both the increases and decreases in voting follow the national trend of less voter participation during "off-year" elections.
Comparisons	According to the Tennessee Department of State, 47.9% of all registered voters in the state voted in the 2002 gubernatorial election.
Discussion	<p>State gubernatorial general elections were held in 1990, 1994, 1998, and 2002.</p> <p>Presidential general elections were held in 1988, 1992, 1996, and 2000.</p> <p>Turnout in "off-year" elections tends to be more volatile than in years of presidential elections.</p>

Year	Hamilton County
1986	52.8%
1988	70.2%
1990	37.2%
1992	75.6%
1994	63.8%
1996	67.0%
1998	33.8%
2000	63.8%
2002	54.2%



Source: Hamilton County Election Commission