

General

Total Population

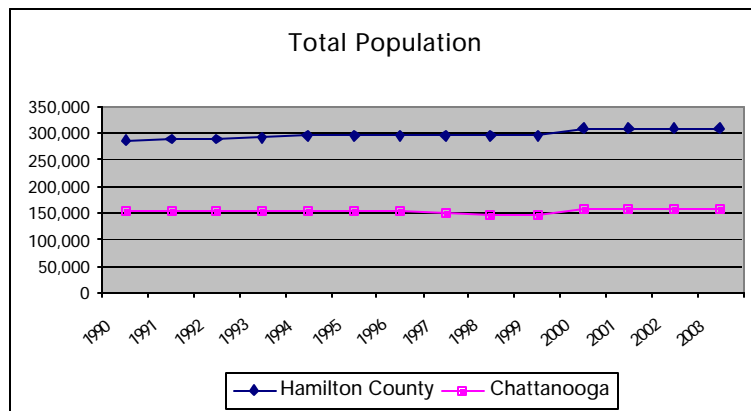
Total Primary and Secondary Enrollment

Medicare Enrollment (Persons 65 Years and Over)

Indicator - Total Population

Trend	According to the 2000 Census, the population for Hamilton County was 307,896, which was a 7.8% increase over the 1990 Census counts. For the city of Chattanooga, the 2002 Census count was 155,554, a 2.0% increase over the 1990 count. The 2003 Census estimate for Hamilton County was 309,510, a 0.5% increase since 2000. The 2003 estimate for Chattanooga was 154,887, a 0.5% decrease since 2000.
Comparison	From 1990 to 2000 the population of Tennessee increased by 16.7% (from 4,877,185 to 5,689,293), while the county's increased by 7.8%. The estimated 2002 population of Tennessee was 5,841,748.
Discussion	Data for 1990 and 2000 are the actual U.S. Census Bureau count of that year. Data for 1991-1999 and 2001-2003 are U.S. Census estimates for July 1 of each year. In 2000, the racial makeup of Hamilton County was 76.4% white, 20.1% black and 3.5% other. Fifty percent of the county's population lived in the city in 2000. This is down from 53.4% in 1990.

Year	Hamilton County	Chatt. City
1990	285,536	152,466
1991	287,221	152,129
1992	288,257	152,154
1993	290,896	152,723
1994	292,772	152,259
1995	293,771	152,542
1996	295,373	153,154
1997	294,676	150,425
1998	294,494	148,112
1999	294,720	147,110
2000	307,896	155,554
2001	307,416	155,266
2002	309,224	155,404
2003	309,510	154,887

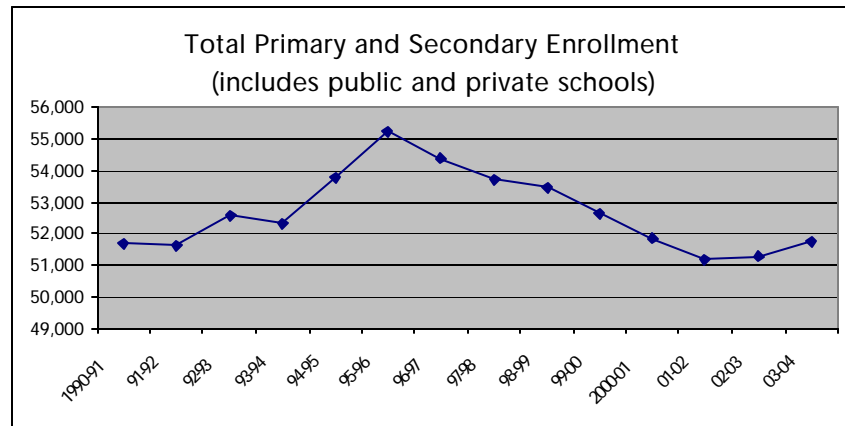


Source: U.S. Department of Commerce, Bureau of the Census

Indicator - Total Primary & Secondary Enrollment

Trend	Since 1995-96, the total primary and secondary enrollment decreased by 6.2%.
Comparison	According to the Tennessee Department of Education, total primary and secondary enrollment for public schools in the state for 2002-03 was 949,515.
Discussion	<p>Total school enrollment is the sum of the enrollments of public schools (city and county) and private schools.</p> <p>Total school enrollment is an indicator of the number of youth in Hamilton County.</p> <p>According to the 2000 Census, the population of 5 to 18 year olds in the county was 57,131 or 18.6% of the whole.</p>

Year	Total
1990-91	51,695
1991-92	51,623
1992-93	52,582
1993-94	52,334
1994-95	53,756
1995-96	55,205
1996-97	54,370
1997-98	53,701
1998-99	53,447
1999-00	52,620
2000-01	51,864
2001-02	51,162
2002-03	51,265
2003-04	51,759

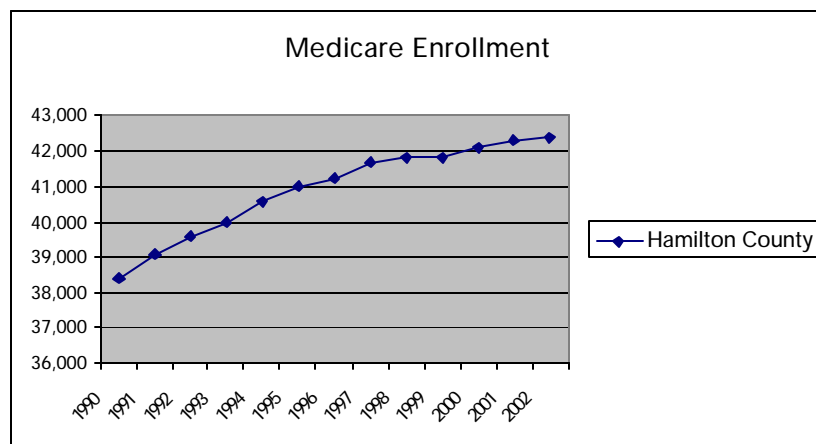


Source: Hamilton County Dept. of Education, Chattanooga Public Schools; Community Research Council, Inc.

Indicator - Medicare Enrollment

Trend	Between 1990 and 2002 Medicare enrollment has grown by 10.2%
Comparison	In 2002, Tennessee had 857,332 cases of Medicare enrollment for persons 65 and over.
Discussion	<p>Medicare Enrollment: Hospital and medical enrollment of persons 65 years and over.</p> <p>Medicare enrollment is an indicator of the number of senior citizens in Hamilton County. In this regard, the number of senior citizens is growing at a faster rate than the population as a whole.</p> <p>Data are as of July 1 of each year.</p> <p>According to the 2000 Census, the population of persons 65 years and older in the county was 42,609 or 13.8% of the total. In 1990, persons 65 years and older made up 13.4% of the county's total population. Among those 65 and older, in the county, women outnumbered men by 36.5%.</p>

Year	Hamilton County
1990	38,418
1991	39,081
1992	39,605
1993	39,983
1994	40,541
1995	40,965
1996	41,249
1997	41,637
1998	41,784
1999	41,820
2000	42,099
2001	42,288
2002	42,354



Source: U. S. Department of Health and Human Services